

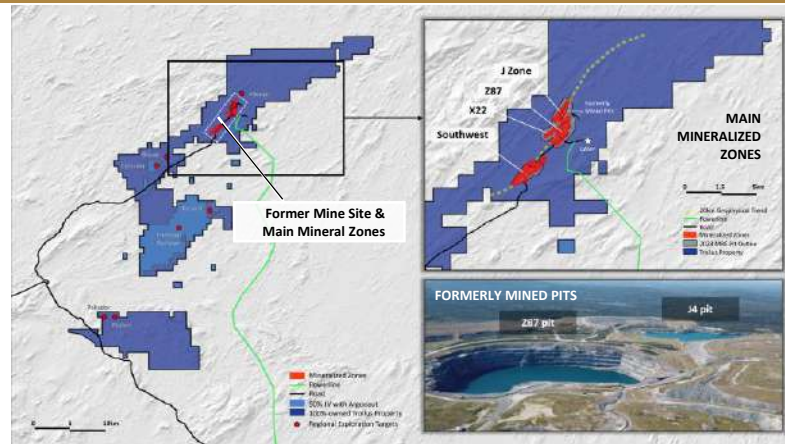
A New Life for a Former Gold & Copper Mine in Quebec

THE TROIPLUS GOLD PROJECT

WHY INVEST?

- ✓ **A Top-Ranked Mining Jurisdiction**
 Quebec, Canada, ranked #8 globally by the Fraser Institute in 2022
- ✓ **Quality Brownfield Project**
 Past-producing asset; US\$500M of inherited infrastructure
- ✓ **Robust Mineral Resource**
 11.21 Moz AuEq (Ind.), and 1.80 Moz AuEq (Inf.)*
 One of the largest undeveloped gold-copper deposits in North America
- ✓ **Feasibility Study Underway**
 Feasibility Study expected for completion May 2024
- ✓ **Experienced Leadership Team**
 Proven track-record of permitting, developing & building mining projects
- ✓ **ESG Leadership**
 ECOLOGO certified; UNGC member; Targeting a carbon-neutral mining operation

*Indicated: 508.3 Mt at 0.69 g/t AuEq; Inferred: 80.5 Mt at 0.69 g/t AuEq
 Cut off grades are based on \$US 1,850/ oz Au; \$4.25/lb Cu, and \$23.00/ oz Ag, with an exchange rate of US\$1.00: CAD\$1.30.
 Recoveries varied with an average of 90% Gold, 92.5% Silver and 91.8% copper without considering revenues from other metals. AuEq formulas are calculated as follows: Z87 Zone : AuEq = Au grade + 1.5628 * Cu grade + 0.0128 * Ag grade; J Zone : AuEq = Au grade + 1.5107 * Cu grade + 0.0119 * Ag grade; X22 Zone : AuEq = Au grade + 1.5628 * Cu grade + 0.0128 * Ag grade; SW Zone : AuEq = Au grade + 1.6823 * Cu grade + 0.0124 * Ag grade.



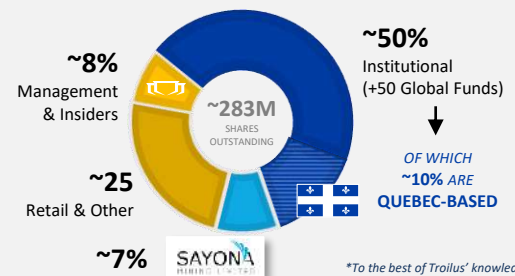
SHARE STRUCTURE

Shares Outstanding	~283M
Warrants	~9.1M
Options	Nil
RSU's	~15.5M
52-week high/low	\$0.31-\$0.79
Market Capitalization (April 1 st , 24)	~C\$150M
Cash & Marketable Securities* (January 31, '24)	~C\$8.8M

ANALYST COVERAGE

- Richard Gray *Cormark*
- Jacques Wortman *Laurentian*
- Pierre Vaillancourt *Haywood*
- Brock Salier *Sprott Capital*
- Paul O'Brien *Velocity Trade*

SHARE OWNERSHIP



*To the best of Troilus' knowledge

Troilus' History as a Past Producing Gold & Copper Mine



14 Years in Operation

1996-2010

Total Production

Gold: +2 million ounces
 Copper: ~70,000 tonnes

Value of Remaining Infrastructure

\$350 million

UPDATED MINERAL RESOURCE ESTIMATE (OCT. 2023)

TOTAL DRILLED SINCE 2018:

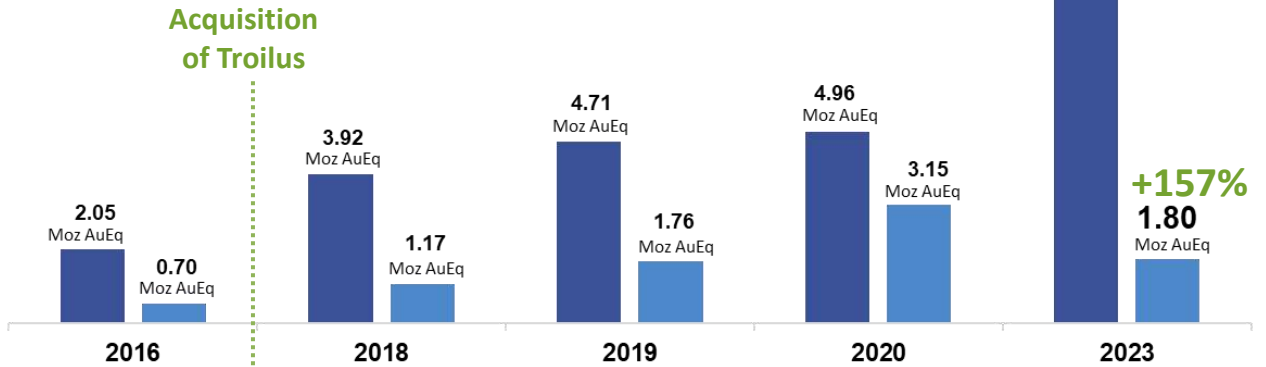
~322,000 metres

2020-2023 MRE: INCLUDES NEW DRILL DATA FROM:

~216,502 metres

+447%

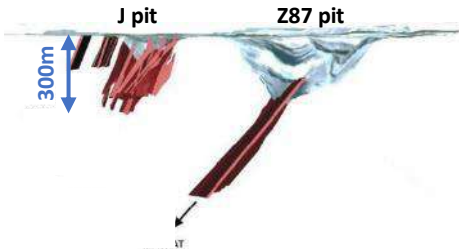
11.21
Moz AuEq



Inf. Ind.

Tonnage (Mt)	44.0	121.7	159.1	177.3	508.3
AuEq Grade (g/t)	1.45	1.00	0.92	0.87	0.69
Tonnage (Mt)	18.7	36.1	52.7	116.7	80.5
AuEq Grade (g/t)	1.16	1.01	1.04	0.84	0.69

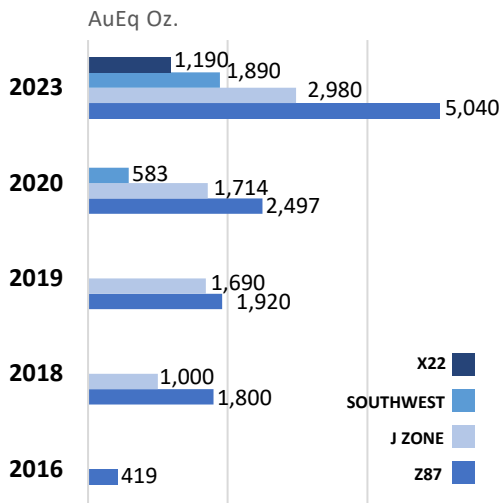
2016: INHERITED RESOURCE



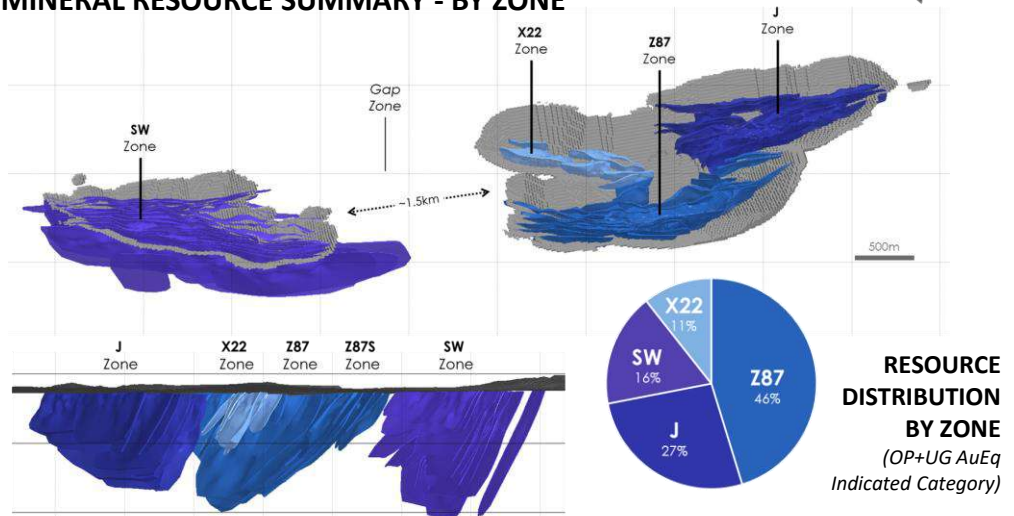
2023: SIGNIFICANT MINERAL GROWTH AT SURFACE



OPEN PIT GROWTH BY ZONE (Indicated)



MINERAL RESOURCE SUMMARY - BY ZONE



Qualified Person

The technical and scientific information in this Fact Sheet has been reviewed and approved by Nicolas Guest, P.Geo., Exploration Manager for Troilus, who is a Qualified Person as defined by NI 43-101. Mr. Guest is an employee of Troilus and is not independent of the Company under NI 43-101.

Board of Directors

Diane Lai, Chairperson
 Hon. Pierre Pettigrew
 Brigitte Berneche
 Dr. Eric Lamontagne
 Thomas Olesinski
 Justin Reid

Senior Management

Justin Reid, CEO, Director
 Susanna Milne, CFO
 Ian Pritchard, SVP Technical Services
 Kyle Frank, VP Exploration
 Daniel Bergeron, VP Special Projects
 Brianna Davies, Sr. VP Legal & Corp. Secretary
 Catherine Stretch, VP Corporate Affairs
 Caroline Arseneault, VP Corp. Communications
 Jacqueline Leroux, VP Env., Permitting & QC Operations
 Nicolas Guest, Exploration Manager

Contact Us

715 Sq. Victoria, Suite 705, MtL, QC H2Y 2H7
 +1 (647) 276-0050 or info@troilusgold.com
 troilusgold.com

Follow Us: